

1. Changing clothes

Please do not change your clothes until instructed to do so by the examiner. You must wear your work jacket and trousers at the location designated by OTAFF, and a T-shirt under your work jacket. (Hats will be worn later for exam questions.)

2. Management of valuables

Please remove all accessories

Please remove all accessories and put them away in your bag.



Management of valuables

Please take care of your valuables and do not forget, drop, or lose anything.



Please empty your pockets

Please do not put anything into your pockets.



3. Points to note in the venue facilities

Manners

Talking is not permitted in the test venue and facilities. Do not behave in a way that is disruptive to others.

Turn off electronic devices

Please turn off smartphones and other electronic devices and put them away in your bag.



Photography is forbidden

Photography/video recording of the test venue and facilities is forbidden.
* The same applies to chaperones.



Use of toilets

Changing clothes or eating/drinking in the toilets is forbidden.



4. Reception

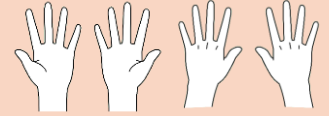
Identification

Please remove your mask and glasses so the reception staff can check your face.




Writing on your hands

The palms and backs of your hands will be checked for writing.



5. How to write your name, etc. on the test sheet

*All the test questions on the test sheet distributed will be written in Japanese.



しじがあるまであけないでください。

惣菜製造業技能評価試験
○○試験問題

受検日	20○○年 △月 ×日
受検番号	G 012345
名前	OTAFF ICHIRO

<< 注意事項 >>

Please enter the date of the test referring to the whiteboard in the test venue.

Please enter your examinee's number and name referring to the examination admission form.

惣菜製造業技能評価試験
受検票

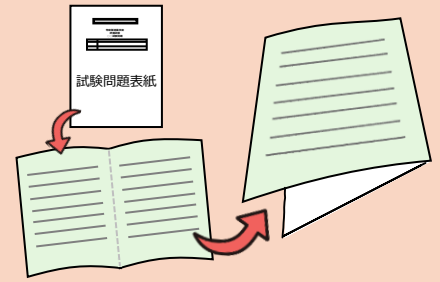
座席番号	201	生年月日	
受検者番号	G012345	受検者氏名	柳 伊知
			OTAFF ICHIRO

■試験当日のスケジュール等について
1. 試験当日の受付開始時刻と受検者数

受検級	○級	調理名	加熱
受検科目	学科及び実技		
試験回	20○○年度 第○○回		
試験日	20○○年△月×日 <small>※試験日・試験時刻の変更はできません。ご了承ください。</small>		
会場名	首都圏試験センター		
会場所在地	○○県××市～ <small>※会場への連絡のお願いは必ずお読みください。</small>		
緊急連絡先	TEL:03-6261-4946		
監理団体名			
実務実施者名			

6. How to answer the questions on the written test

- (1) Once the test sheet has been distributed, do not open it until instructed to do so.
- (2) Once instructed to do so, open the test sheet and fold it in half.
- (3) To answer the questions on the back too, fold the sheet in half again.



- (4) When the test is over, set down your test sheet with the cover side up. The examiner will then collect the test sheet.

How to fill in the answer boxes

がっかしけん
★学科試験

Choose the answer you think is correct and write the corresponding number in the answer box.

Example) 1. Apple 2. Banana 3. Tangerine

かいとうらん 解答欄
1

じつぎ はんだんとしけん
★実技判断等試験

Choose the answer you think is correct and write the corresponding letter of the alphabet in the answer box.

Example) A. Apple B. Banana C. Tangerine

かいとうらん 解答欄
A

じつぎ けいかくりつあんとうしけん
★実技計画立案等試験

Choose the answer you think is correct and write the corresponding letter of the alphabet in the answer box.

Example) A. 10 pieces B. 100 pieces C. 1000 pieces

かいとうらん 解答欄
A

* You may use a calculator for this test.

* You may write calculation formulas in the blank spaces or on the back of the test sheet. Do not write anything other than on the test sheet. You do not need to erase any calculation formulas you have written.

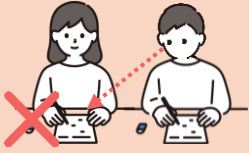
7. Procedure for the 製作等作業試験

- (1) Items loaned to you and other matters relating to the test will be explained.
- (2) The examiner will say “Hajimetekudasai (Begin)”.
- (3) Please proceed with the cooking process while looking at the test sheet (作業手順書).
さぎょうてじゆんしよ
- (4) After the test has finished, please be sure to return the items loaned to you to the examiner.

8. Cheating

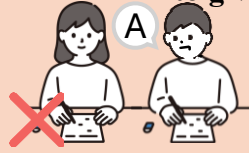
If any cheating or problematic behavior is observed, the examinee concerned will be disqualified. Please take great care to avoid this.

Cheating




Do not look at the answers of other examinees.

Telling others the answers or asking others to give you the answers



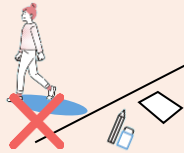
Do not tell the answers to or help other people around you taking the test.

Talking



Do not speak to yourself or other people around you.

Leaving your seat without permission



If you wish to leave your seat, raise your hand and let the examiner know.

Taking test questions or answers out / Copying



Do not take test questions/answers out of the venue or copy them down onto the examination admission form or your hand, etc.

Looking at notes



Do not look at study printouts, notes, memos, etc. during the exam.

Any writing of characters or numbers on the examination admission form or on your hand, even before the examination starts, will be considered as cheating. Please be very careful.

9. Points to note during the test

If you feel unwell



If you are not feeling well, please raise your hand and let the examiner know.

If a disaster such as a fire or earthquake occurs



Evacuate as directed by the examiner.